


REFERENCE



COMMUNITY COUNCIL BOUNDARY




TRUNK ROADS



'A' CLASS ROADS



'B' CLASS ROADS




'C' CLASS ROADS




UNCLASSIFIED COUNTY ROADS



UNCLASSIFIED / GREEN LANES



CART ROADS



BRIDLE ROADS



FOOTPATHS