


REFERENCE



COMMUNITY COUNCIL BOUNDARY



TRUNK ROADS



'A' CLASS ROADS




'B' CLASS ROADS




'C' CLASS ROADS



UNCLASSIFIED COUNTY ROADS



UNCLASSIFIED/GREEN LANES



CART ROADS



BRIDLE ROADS



FOOTPATHS