



monmouthshire
sir fynwy

Key Stage 4 Performance Measures

Explanatory Introduction for Members

Summary 2023 – All Wales Core Data Sets (AWCDS)

Minister's Statement [Written Statement: 14-16 curriculum offer and qualifications \(20 March 2023\)](#) and subsequent Directors Letter to Secondary Headteachers and Directors (20 March 2023) – Key messages on return to AWCDS

- Data Packs (AWCDS) (for schools and local authorities) will not contain any additional analyses or measures beyond what was included in 2019.
- Legacy threshold measures have been removed, but A*-A rates remain
- All other analyses continue, including national, local authority and 'family' comparisons.
- Data is for 2023 only, with no trend data available (with the exception of attendance) (now 2 years)
- WG have refreshed 'families' for 2023 to reflect the most up-to-date data. (and again for 2024 – but positions remain the same)
- Information is to be used for self-evaluation and school improvement purposes. It remains the statutory responsibility of individual governing bodies to hold schools to account, using a broad range of information.

Families

Schools face different challenges based on their context. The AWCDS contains comparative outcomes against similar schools – known as ‘Families’.

Families (of 9-10 schools) have been created by grouping on size and linguistic delivery and then ordering schools according to the values of an index of ‘challenge’, calculated as follows:

- **50%** x the proportion of pupils of statutory school age eligible for **Free School Meals (FSM)**
- **30%** x the proportion of pupils of statutory school age who live in an area classed as in the 20% most deprived parts of Wales using the 2019 **Welsh Index of Multiple Deprivation (WIMD)**
- **10%** x the proportion of pupils of statutory school age subject to an **Individual Development Plan (IDP)** or with a **statement of Special Educational Needs (SEN)**
- **10%** x the proportion of pupils of statutory school age who are either **new to the English language (or Welsh where relevant)**, at an early acquisition stage or developing competence.

A three-year average of data from PLASC 2021-2023 is used.

Code	School Name	Family	Position
6814075	Cardiff West Community High School	007	1
6814041	Willow's High School		2
6704076	Dylan Thomas Community School		3
6814076	Eastern High		4
6814607	Mary Immaculate High School		5
6804021	Llanwern High School		6
6814049	Cantonian High School		7
6635302	Christ the Word		8
6814042	Fitzalan High School		9
6814600	St. Illtud's Catholic High School		10
6744083	Ferndale Community School	008	1
6765500	Idris Davies School 3 to 18		2
6714601	St Joseph's RC School and 6th Form C.		3
6804026	Lliswerry High School		4
6724071	Maesteg Comprehensive School		5
6734069	Pencoedre High School		6
6754012	PEN-Y-DRE HIGH SCHOOL		7
6715500	Ysgol Bae Baglan		8
6704043	PENTREHAFOD SCHOOL		9
6814054	Cathays High School		10
6804020	The John Frost School	009	1
6744053	Mountain Ash Comprehensive School		2
6694050	Coedcae School		3
6804025	Newport High School		4
6784070	Abersychan Comprehensive		5
6764073	HEOLDDU COMPREHENSIVE SCHOOL		6
6634003	Rhyl High School		7
6755300	Blessed Carlo Acutis Catholic School		8
6704600	Bishop Vaughan School		9
6744106	Aberdare Community School		10
6814609	St Teilo's C-in-'w' High School	010	1
6714064	Cefn Saeson Comprehensive School		2
6704031	Cefn Hengoed		3
6775501	Abertillery Learning Community		4
6804003	St Julian's School		5
6764093	Bedwas High School		6
6784076	Cwmbran High School		7
6745502	Ysgol Nantgwyn		8
6775401	Brynmaur Foundation School		9
6704044	BISHOP GORE SCHOOL		10
6764065	St Cenydd School	011	1
6604026	Ysgol Uwchradd Caergybi		2
6775500	Ebbw Fawr Learning Community		3
6704033	MORRISTON COMPREHENSIVE		4
6744027	Hawthorn High School		5
6704075	BIRCHGROVE		6
6745503	Tonyrefail Community School		7
6774061	Tredegar Comprehensive School		8
6715502	Ysgol Cwm Brombil		9
6654048	Rhosnesni High School		10

Code	School Name	Family	Position
6625400	Ysgol Emrys ap Iwan	012	1
6644012	Ysgol Treffynnon		2
6784072	West Monmouth School		3
6744022	The Pontypridd High School		4
6684038	Ysgol Harri Tudur / Henry Tudor School		5
6724059	Cynffig Comprehensive		6
6745501	Porth Community School		7
6724086	Coleg Cymunedol Y Dderwen		8
6694053	Glan-y-Mor School		9
6644022	Connah's Quay High School,		10
6654029	Grango	013	1
6684063	Milford Haven School		2
6804602	St Joseph's RC High School		3
6744081	Treorchy Comprehensive School		4
6654049	Ysgol Clywedog		5
6764046	Blackwood Comprehensive School		6
6764077	Lewis Girls' Comprehensive School		7
6644013	St. David's High School		8
6694600	St John Lloyd Catholic Comprehensive		9
6644021	Flint High School		10
6625403	Ysgol Bryn Elian	014	1
6694054	Bryngwyn School		2
6764070	St Martin's School		3
6654033	Ysgol Bryn Alyn		4
6764075	Lewis School Pengam		5
6754013	Cyfarthfa High School		6
6784051	Croesyceiliog School		7
6814051	Llanishen High School		8
6764031	Newbridge School		9
6664021	Ysgol Maesydderwen		10
6654044	Ysgol Rhiwabon	015	1
6664011	Newtown High School		2
6644600	St. Richard Gwyn Catholic High School		3
6714066	Llangatwg Community School		4
6634026	Denbigh High School		5
6744602	Cardinal Newman R.C.		6
6704063	Gowerton Comprehensive School		7
6704062	Penyrheol Comprehensive School		8
6814611	CORPUS CHRISTI CATHOLIC HIGH SC		9
6734067	St Cyres Comprehensive School		10
6734068	Whitmore High School	016	1
6784603	St. Albans R.C. High School		2
6764104	Islwyn High School		3
6724601	Archbishop McGrath Catholic High Sch		4
6714067	Dwr Y Felin Comprehensive School		5
6734612	St Richard Gwyn Catholic High School		6
6624022	Ysgol John Bright		7
6724078	Brynteg School		8
6744604	St John Baptist Clw' High School		9
6815403	Whitchurch High School		10

Code	School Name	Family	Position
6634014	Prestatyn High School	017	1
6625402	Eirias High School		2
6694063	Queen Elizabeth High School		3
6754011	Afon Taf High School		4
6764068	Risca Community Comprehensive		5
6794064	King Henry VIII Comprehensive		6
6644011	Elfed High School		7
6704072	Pontarddulais Comprehensive School		8
6654603	St Joseph's Catholic and Anglican High		9
6724076	PENCOED COMPREHENSIVE		10
6814608	Bishop of Llandaff Church in Wales Hig	018	1
6714065	Cwmataw Community School		2
6664013	WELSHPOOL HIGH SCHOOL		3
6694060	Ysgol Gyfun Emlyn		4
6804059	Caerleon Comprehensive School		5
6684512	Haverfordwest High VC School		6
6624023	Ysgol Aberconwy		7
6644042	Argoed School		8
6614036	Ysgol Friars		9
6814070	Radyr Comprehensive School		10
6674047	Penglais School	019	1
6744019	Bryncelynog Comprehensive School		2
6654034	Darland High School		3
6734060	LLANTWIT MAJOR SCHOOL		4
6644000	Hawarden High School		5
6794066	Caldicot School		6
6644006	Alun School		7
6704032	OLCHFIA SCHOOL		8
6724080	PORTHCAWL COMPREHENSIVE SCHI		9
6724068	Bryntirion Comprehensive.		10
6664022	BRECON HIGH SCHOOL	020	1
6664002	LLANIDLOES HIGH SCHOOL		2
6635901	St Brigid's School		3
6744036	Y Pant Comprehensive		4
6684031	Ysgol Bro Gwaun		5
6694512	Dyffryn Taf		6
6644017	Castell Alun High School		7
6685900	Ysgol Penrhyn Dewi		8
6794065	Chepstow Comprehensive School		9
6794060	Monmouth Comprehensive School		10
6684035	Ysgol Greenhill School	021	1
6655401	THE MAELOR SCHOOL		2
6814039	CARDIFF HIGH SCHOOL		3
6664024	Crickhowell High School		4
6664023	Gwernyfed High School		5
6804030	Bassaleg School		6
6734065	COWBRIDGE COMPREHENSIVE SCHI		7
6735400	Stanwell School	021	8
6704069	BISHOPSTON COMPREHENSIVE		9

Headline Measures – a reminder

The 5 headline measures that the Welsh Government will publish are all “points based”

- The Capped 9 measure
- Literacy measure (best of Language / Literature)
- Numeracy measure (best of mathematics / numeracy)
- Science measure (best of science)
- Welsh Baccalaureate Skills Challenge Certificate measure

Additional Information

- Performance measured against 5 or more A*A
- Performance gaps against by gender and eFSM/non-eFSM
- Actual results against modelled performance (set by Welsh Government)
- Individual subject performance by grade distribution (%)
- Average points score analyses against upper, middle and lower third of students

Calculating Points Values

Points values, for a 'single' qualification (some vocational have double the volume)

GCSEs	Grade	Base Points
Level 2 Grades	A*	58
	A	52
	B	46
	C	40
Level 1 Grades	D	34
	E	28
	F	22
	G	16

Entry Level	Level	Base Points
Entry Level Pass	3	14
	2	12
	1	10

Vocational	Level	Base Points
3 Grade Scheme	Distinction	34
	Merit	28
	Pass	19

Capped 9 Explanation

Qualification ‘Slot’	2018 Model	2019 / 2023 Model
1	Welsh Language / English Language GCSE	Literacy GCSEs: Best of English Language, Welsh First Language, English Literature or Welsh Literature
2	Mathematics GCSE	Numeracy GCSEs: Best of mathematics or numeracy
3	Mathematics – numeracy GCSE	Science GCSEs: Best of science
4	Science 1 GCSE	Best other qualifications capped at 6 GCSES or equivalent volume for vocational
5	Science 2 GCSE	
6	Best other qualifications capped at 4 GCSES or equivalent volume for vocational	
7		
8		
9		

Example A

9 A* GCSEs (9 x 58 = 522 points)

Example B

5 Cs GCSE + 2 Vocational Merits = (5 x 40 + 2 x 28) = 256



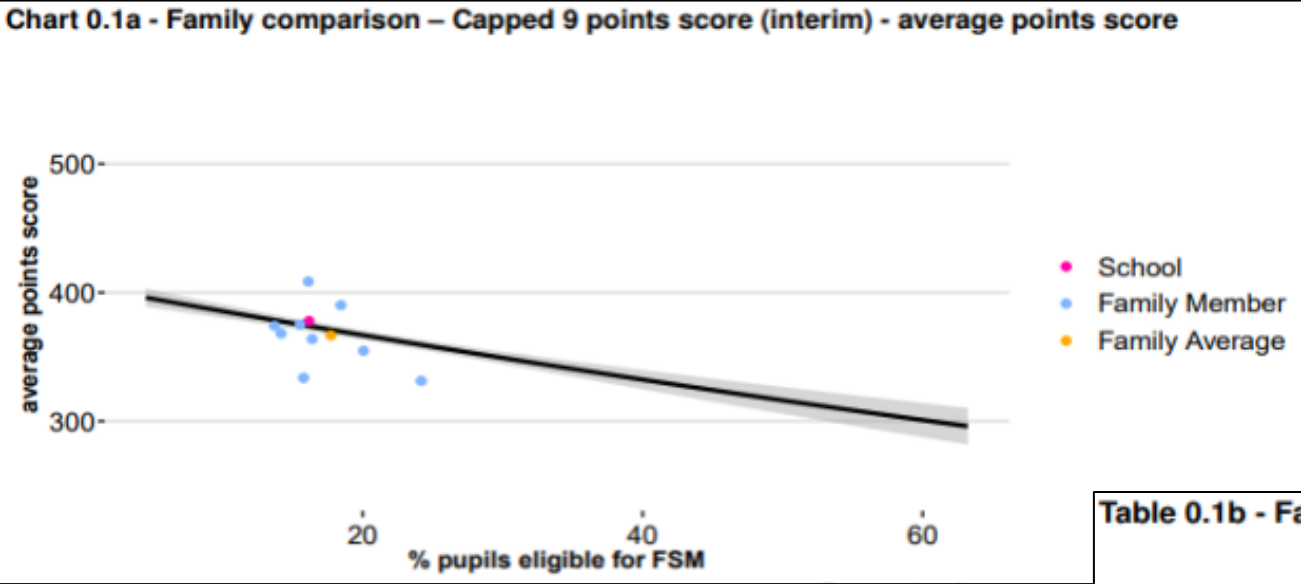
What does the data look like – key charts only

(A complete school pack is approximately 120 pages)

At school level

All charts / tables have a 0.0x numbering system
This is used rather than page numbers

Capped 9 Points Score (Chart 0.1a) / (Table 0.1b) Comparison Against Modelled Outcomes (by FSM)



The line represents the 2023 model of outcomes against FSM eligibility and can be used to approximate a 'benchmark comparison'. Points below the line indicate a lower than modelled performance; points above the line indicate a higher than modelled performance.

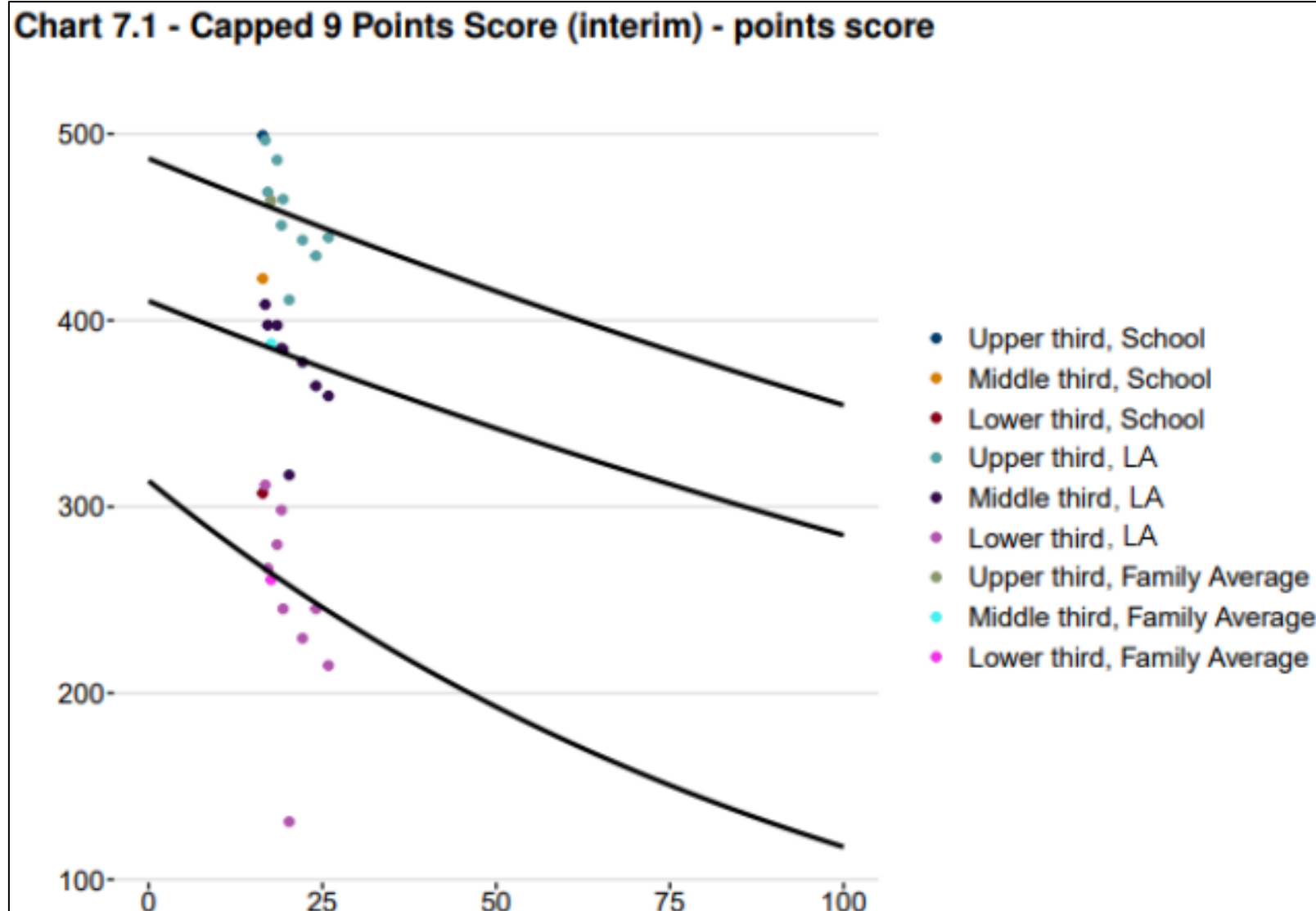
As % of eFSM increases,
'expectation' of outcomes decreases

Table 0.1b - Family comparison - Capped 9 points score (interim) - average points score

Title	Capped 9 points score (interim)	% pupils eligible for FSM
School	377.8	16.2
Family Member: 1	390.1	18.4
Family Member: 2	354.6	20.1
Family Member: 3	333.7	15.8
Family Member: 5	331.2	24.2
Family Member: 6	363.7	16.4
Family Member: 7	408.4	16.1
Family Member: 8	374.1	13.7
Family Member: 9	375.0	15.5
Family Member: 10	368.1	14.2
Family Average	366.6	17.7

Capped 9 Points Score (Chart 7.1)

Comparison Against Modelled Outcomes (by FSM)



Key chart examples –
taken from 2019 pack

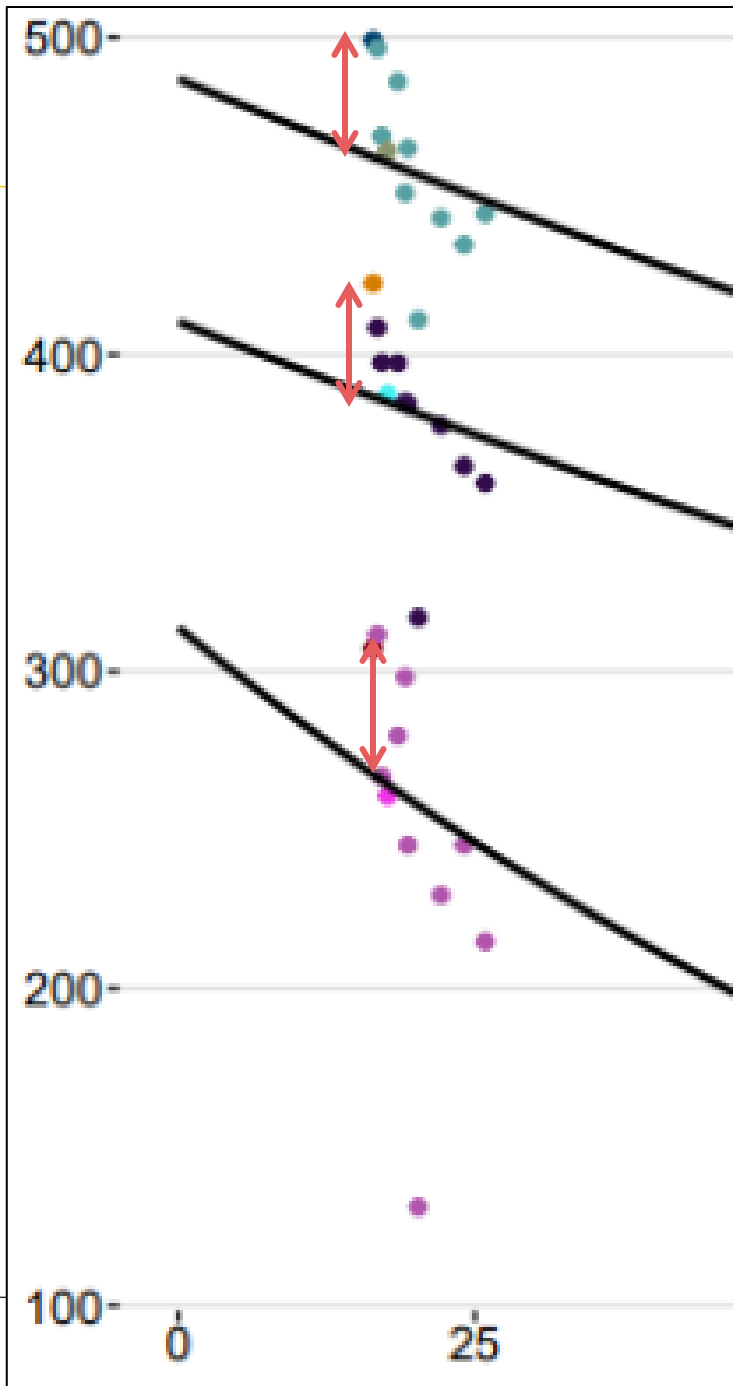
Capped 9 Points Score
(by thirds)

The far later in the pack
(7.1)

Previous chart enlarged
How to analyse this chart:

1. The difference (+/-) from the family
2. The difference (+/-) from the national modelled line

- Upper third, School
- Middle third, School
- Lower third, School
- Upper third, LA
- Middle third, LA
- Lower third, LA
- Upper third, Family Average
- Middle third, Family Average
- Lower third, Family Average



By comparing actual outcomes for each third of pupils compared to modelled outcomes, you may be able to identify potential strengths or weaknesses in a particular third.

1. How does the average points score for each third of pupils compare with the modelled points score for our FSM eligibility level? If there is a notable difference, what might have caused this?
2. How does the average points score for each third of pupils compare with that for other family schools and the family average?
3. Are there any contextual factors that have affected results of a particular third of pupils?