

Public Document Pack



Neuadd y Sir
Y Rhadyr
Brynbuga
NP15 1GA

County Hall
Rhadyr
Usk
NP15 1GA

Wednesday, 23 February 2022

Notice of Reports Received following Publication of Agenda.

Children and Young People Select Committee



Thursday, 3rd March, 2022 at 10.00 am,
County Hall, Usk - Remote Attendance

Attached are reports that the committee will consider as part of the original agenda but were submitted to democratic services following publication of the agenda.

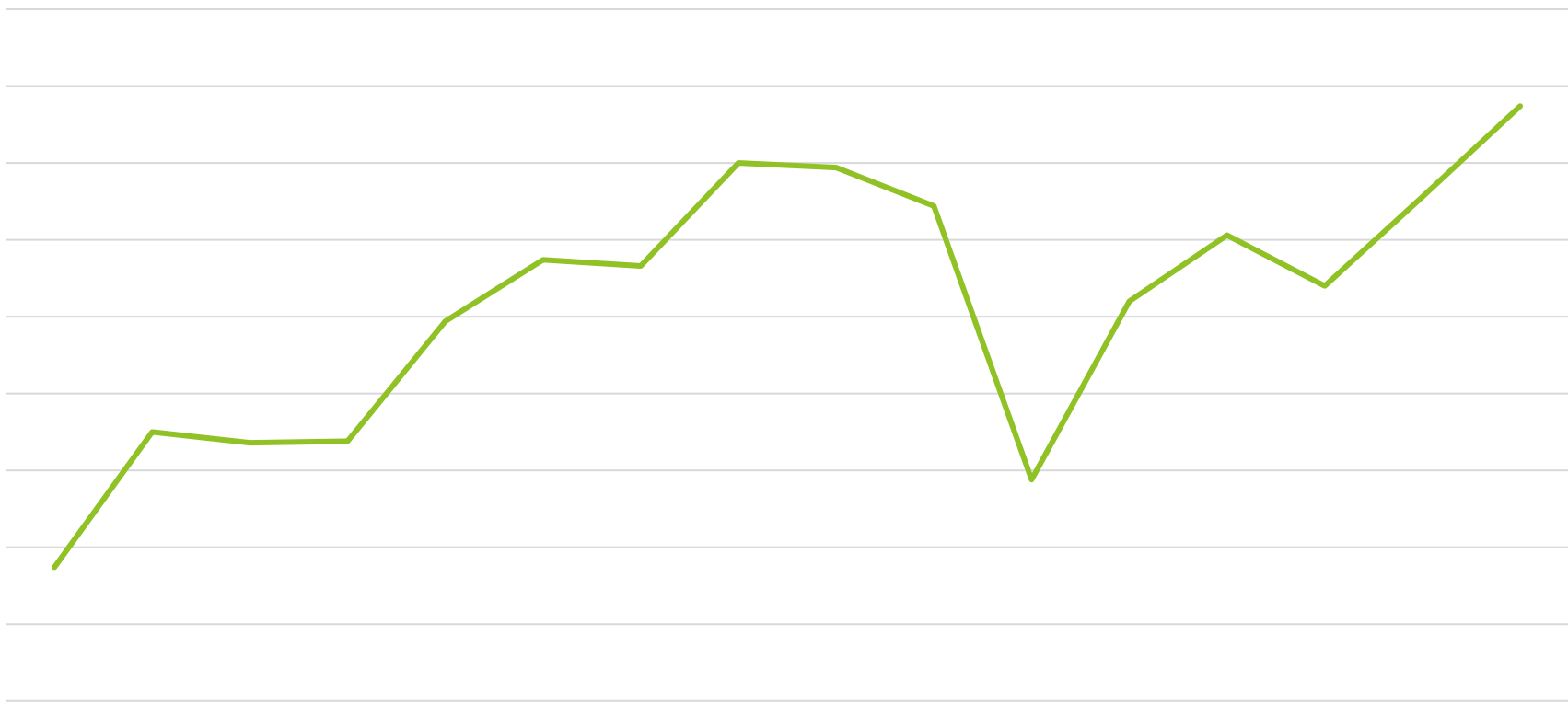
| Item No | Item | Pages |
|---------|--|--------|
| 4. | Family Support Services To provide a report on aims and objectives of the service and to discuss the outcomes for children and young people and the impact of the service. | 1 - 14 |

Paul Matthews
Chief Executive

This page is intentionally left blank



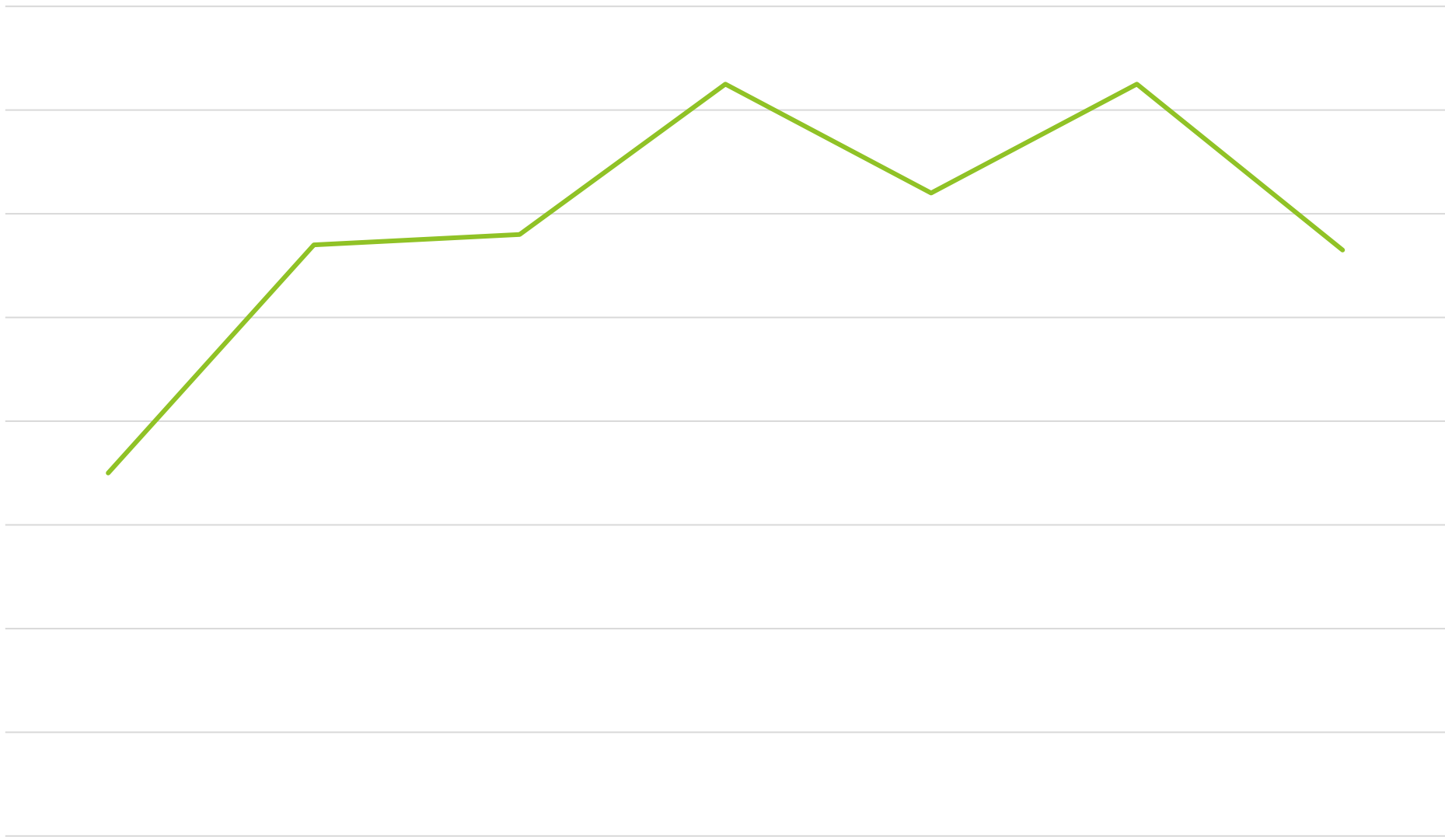




| | | |
|-----------|-----------------|-----------------|
| Green bar | Light green bar | Light green bar |
| Green bar | Light green bar | Light green bar |
| Green bar | Light green bar | Light green bar |
| Green bar | Light green bar | Light green bar |
| Green bar | Light green bar | Light green bar |
| Green bar | Light green bar | Light green bar |

White rectangular area containing text, partially obscured by a green graphic element.

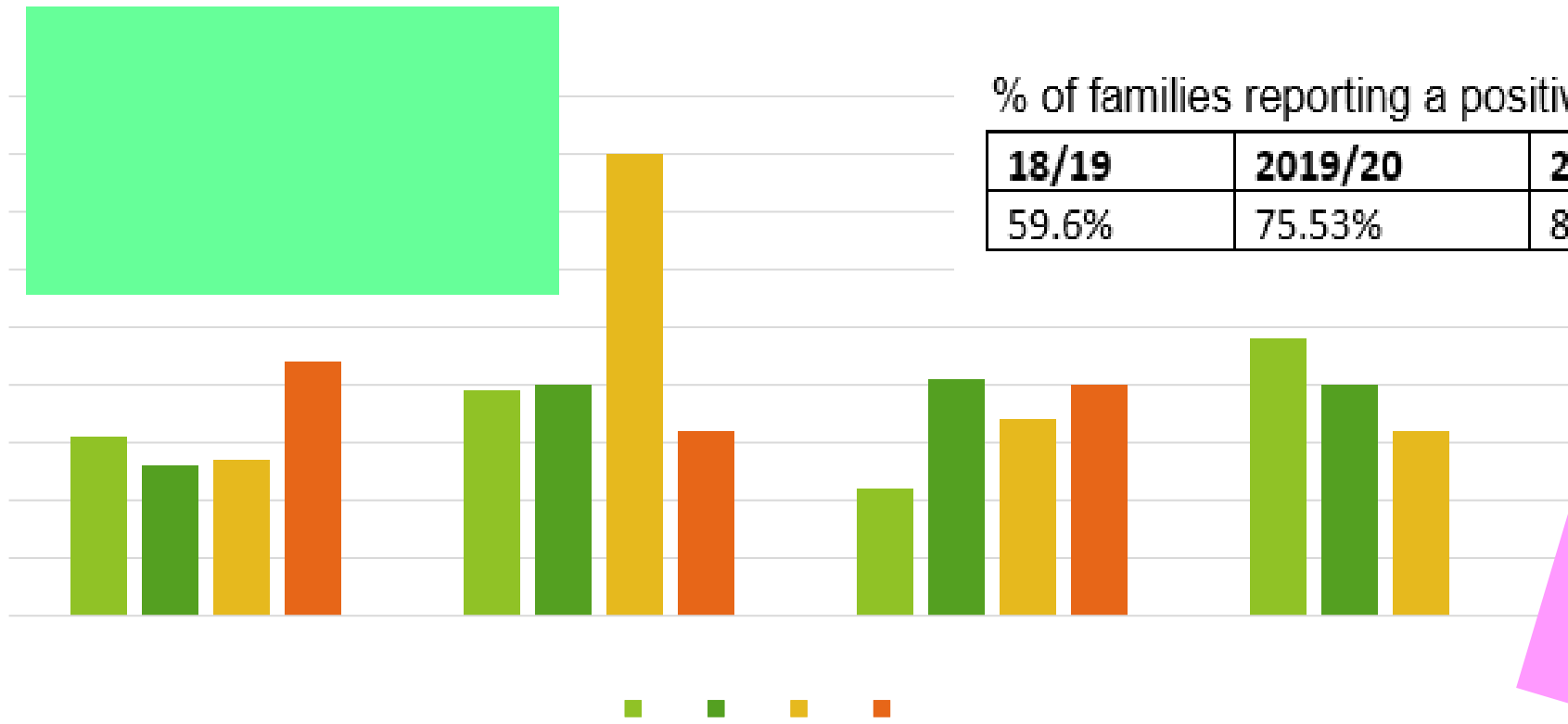
White rectangular area containing text, partially obscured by a green graphic element.





% of families reporting a positive outcome

| 18/19 | 2019/20 | 2020/21 | 2020/22 ¹ |
|-------|---------|---------|----------------------|
| 59.6% | 75.53% | 84% | 92.3% |





% of families escalated to Children's Services

| 18/19 | 2019/20 | 2020/21 | 2020/22 ¹ |
|------------|------------|-----------|----------------------|
| 16 (12.5%) | 22 (10.3%) | 4 (4.49%) | 3 (3.1%) |

% of families disengaging from support

| 18/19 | 2019/20 | 2020/21 | 2020/22 ² |
|--------|---------|-----------|----------------------|
| 4 (3%) | 18 (8%) | 7 (10.1%) | 8 (8.5) |

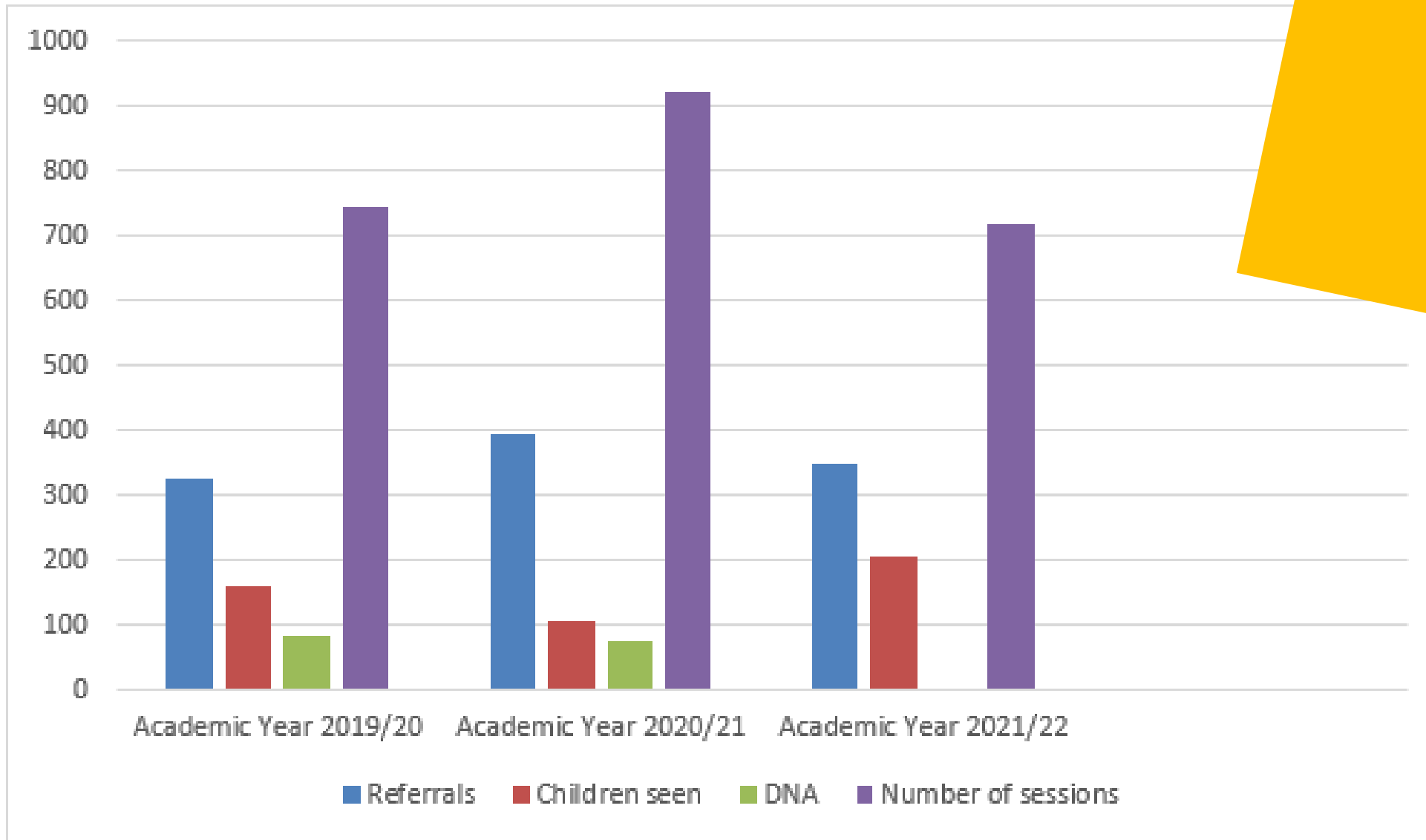




Young Carers Summer Activities 2021



Figure 4: Referrals to School Based Counselling.





Referrals to FGC

| | 2019/20 | 2020/21 | 2020/22⁴ |
|--|----------------|----------------|----------------------------|
| Referrals | 69 | 112 | 108 |
| FGCs | 52 | 42 | 18 |
| Review FGCs | 19 | 32 | 32 |
| Family meetings | Not recorded | 23 | 36 |
| FGCs resulting in a positive family plan | 58 | 78 | 48 |

