

APPENDIX 2:



monmouthshire
sir fynwy

Equality and Future Generations Evaluation

| | |
|--|---|
| <p>Name of the Officer completing the evaluation Mark Hand</p> <p>Phone no: 07773478579 E-mail: markhand@monmouthshire.gov.uk</p> | <p>Please give a brief description of the aims of the proposal</p> <p>The Council is in the process of preparing a Replacement Local Development Plan (RLDP) for the County (excluding the area within the Brecon Beacons National Park). The RLDP will cover the period 2018-2033 and will be the statutory land use plan to support delivery of the Council's vision for the future of the County and its communities. The RLDP will set out land use development proposals for the County and will identify where and how much new development will take place over the Replacement Plan period. It will also identify areas to be protected from development and contain policies against which future planning applications will be assessed.</p> <p>The RLDP must be underpinned by robust evidence to ensure that the Plan is effective and deliverable and contributes to placemaking, as defined in national policy set out in Planning Policy Wales (PPW). Such evidence should be relevant, proportionate and focussed. The Purpose of the Sustainable Settlement Appraisal, as set out in the Development Plans Manual (Edition 3 March 2020), is to inform decisions regarding where development should be spatially located to achieve a sustainable pattern of growth, minimise unsustainable patterns regarding the movement of people and support local services and facilities.</p> |
| <p>Name of Service area</p> <p>Planning (Planning Policy)</p> | <p>Date</p> <p>24/09/2020</p> |

1. Are your proposals going to affect any people or groups of people with protected characteristics? Please explain the impact, the evidence you have used and any action you are taking below.

| Protected Characteristics | Describe any positive impacts your proposal has on the protected characteristic | Describe any negative impacts your proposal has on the protected characteristic | What has been/will be done to mitigate any negative impacts or better contribute to positive impacts? |
|----------------------------------|--|--|--|
| Age | The Sustainable Settlement Appraisal will inform decisions regarding where development should be spatially located to achieve a sustainable pattern of growth. This will have a positive impact on people of all ages, particularly through increasing opportunities for the younger population to both live and work within Monmouthshire to assist in ensuring a balanced demography whilst also supporting the needs of the older population. | None. | The Sustainable Settlement Appraisal will inform decisions regarding where development should be spatially located to achieve a sustainable pattern of growth. The initial settlement hierarchy arising from the appraisal will inform the spatial distribution of growth in the Preferred Strategy. The Preferred Strategy will seek to provide a more balanced demographic profile for Monmouthshire. This will make our communities more sustainable. |

| Protected Characteristics | Describe any positive impacts your proposal has on the protected characteristic | Describe any negative impacts your proposal has on the protected characteristic | What has been/will be done to mitigate any negative impacts or better contribute to positive impacts? |
|-------------------------------|---|---|---|
| Disability | The Sustainable Settlement Appraisal will inform decisions regarding where development should be spatially located to achieve a sustainable pattern of growth, minimise unsustainable patterns regarding the movement of people and support local services and facilities. This recognises the importance of the health and well-being of people and aims to create attractive, safe and accessible places to live, work and visit. | None. | The Sustainable Settlement Appraisal will inform decisions regarding where development should be spatially located to achieve a sustainable pattern of growth, minimise unsustainable patterns regarding the movement of people and support local services and facilities. By doing this it will aim to support the well-being of current and future generations that are more inclusive, cohesive, prosperous and vibrant. |
| Gender reassignment | None. | None. | N/A. |
| Marriage or civil partnership | None. | None. | N/A. |
| Pregnancy or maternity | None. | None. | N/A. |
| Race | None. | None. | N/A. |
| Religion or Belief | None. | None. | N/A. |

| Protected Characteristics | Describe any positive impacts your proposal has on the protected characteristic | Describe any negative impacts your proposal has on the protected characteristic | What has been/will be done to mitigate any negative impacts or better contribute to positive impacts? |
|---------------------------|---|---|---|
| Sex | None | None | N/A |
| Sexual Orientation | None. | None. | N/A. |
| Welsh Language | None. | None. | N/A |
| Poverty | None. | None. | N/A. |

2. Does your proposal deliver any of the well-being goals below? Please explain the impact (positive and negative) you expect, together with suggestions of how to mitigate negative impacts or better contribute to the goal. There's no need to put something in every box if it is not relevant!



| Well Being Goal | Does the proposal contribute to this goal? Describe the positive and negative impacts. | What actions have been/will be taken to mitigate any negative impacts or better contribute to positive impacts? |
|--|---|--|
| A prosperous Wales Efficient use of resources, skilled, educated people, generates wealth, provides jobs | Positive: The Sustainable Settlement Appraisal will inform decisions regarding where development should be spatially located to achieve a sustainable pattern of growth, minimise unsustainable patterns regarding the movement of people and support local services and facilities. It identifies those settlements | The Sustainable Settlement Appraisal will inform the settlement hierarchy and spatial distribution of growth of the Preferred Strategy. The Preferred Strategy will be assessed against the RLDP Objectives relating to economic growth/employment and retail centres, which have been set in order to |



| Well Being Goal | Does the proposal contribute to this goal? Describe the positive and negative impacts. | What actions have been/will be taken to mitigate any negative impacts or better contribute to positive impacts? |
|--|--|---|
| | <p>which are most sustainable and have capacity to deliver growth in both urban and rural areas.</p> <p>Negative: None.</p> | <p>address the identified issues relating to creating a prosperous Wales.</p> |
| <p>A resilient Wales Maintain and enhance biodiversity and ecosystems that support resilience and can adapt to change (e.g. climate change)</p> | <p>Positive: The Sustainable Settlement Appraisal will inform decisions regarding where development should be spatially located to achieve a sustainable pattern of growth. It will inform the settlement hierarchy and spatial distribution of growth in the Preferred Strategy. The Preferred Strategy will be assessed against the RLDP Objectives including the impact of development on the natural environment in already constrained areas and an objective relating to the Climate Emergency.</p> <p>Negative: None.</p> | <p>The Sustainable Settlement Appraisal will inform the settlement hierarchy and spatial distribution of growth of the Preferred Strategy. The Preferred Strategy options will be assessed against the RLDP Objectives relating to Green Infrastructure, Biodiversity and Landscape, Flood risk, Minerals and Waste, Land and Natural Resources which have been set in order to address the identified issues relating to creating a resilient Wales.</p> |
| <p>A healthier Wales People's physical and mental wellbeing is maximized and health impacts are understood</p> | <p>Positive: The Sustainable Settlement Appraisal will inform decisions regarding where development should be spatially located to achieve a sustainable pattern of growth. It will inform the settlement hierarchy and spatial distribution of growth in the Preferred Strategy. It is recognised that any developments will be encouraged to support healthier lifestyles and provide sufficient open space. The Appraisal methodology is weighted in favour of Active</p> | <p>The Sustainable Settlement Appraisal will inform the settlement hierarchy and spatial distribution of growth of the Preferred Strategy. The Preferred Strategy options will be assessed against the RLDP Objectives including Health and Well-being in order to address the identified issues relating to creating a healthier Wales.</p> |


| Well Being Goal | Does the proposal contribute to this goal? Describe the positive and negative impacts. | What actions have been/will be taken to mitigate any negative impacts or better contribute to positive impacts? |
|--|---|--|
| | <p>Travel with scoring reflecting the Integrated Network Maps.</p> <p>Negative: None.</p> | |
| <p>A Wales of cohesive communities Communities are attractive, viable, safe and well connected</p> | <p>Positive: The Sustainable Settlement Appraisal will inform decisions regarding where development should be spatially located to achieve a sustainable pattern of growth. The appraisal takes account of the accessibility of settlements and the availability of employment opportunities, services and facilities in order to direct development towards those settlements in both urban and rural areas that are best able to take growth. Appropriate levels of development could help maintain the viability of these settlements by providing increased custom for local businesses and also enable small scale employment opportunities to help sustain their populations and attract a more balanced demography, thus contributing to more cohesive communities.</p> <p>Negative: None.</p> | <p>The Sustainable Settlement Appraisal will inform the settlement hierarchy and spatial distribution of growth of the Preferred Strategy. The Preferred Strategy options will be assessed against the RLDP Objectives including housing, place-making, communities, rural communities, infrastructure and accessibility in order to address the identified issues relating to creating a Wales of cohesive communities.</p> |
| <p>A globally responsible Wales Taking account of impact on global well-being when considering local social, economic and environmental wellbeing</p> | <p>Positive: The Sustainable Settlement Appraisal will inform decisions regarding where development should be spatially located to achieve a sustainable pattern of growth. It will inform the settlement hierarchy and spatial</p> | <p>The Sustainable Settlement Appraisal will inform the settlement hierarchy and spatial distribution of growth of the Preferred Strategy. The Preferred Strategy options will be assessed against the RLDP Objectives</p> |

| Well Being Goal | Does the proposal contribute to this goal? Describe the positive and negative impacts. | What actions have been/will be taken to mitigate any negative impacts or better contribute to positive impacts? |
|---|--|---|
| | <p>distribution of growth in the Preferred Strategy. The Preferred Strategy will be assessed against the RLDP Objectives including the impact on climate change.</p> <p>Negative: None.</p> | <p>including including climate change which has been set in order to address the identified issues relating to creating a globally responsible Wales.</p> |
| <p>A Wales of vibrant culture and thriving Welsh language Culture, heritage and Welsh language are promoted and protected. People are encouraged to do sport, art and recreation</p> | <p>Positive: The Sustainable Settlement Appraisal will inform decisions regarding where development should be spatially located to achieve a sustainable pattern of growth. It will inform the settlement hierarchy and spatial distribution of growth in the Preferred Strategy. The Preferred Strategy will be assessed against the RLDP Objectives including the impact on Culture, Heritage and the Welsh Language.</p> <p>Negative: None.</p> | <p>The Sustainable Settlement Appraisal will inform the settlement hierarchy and spatial distribution of growth of the Preferred Strategy. The Preferred Strategy options will be assessed against the RLDP Objectives including Culture, Heritage and the Welsh Language which has been set in order to address the identified issues relating to creating a Wales of vibrant culture and thriving Welsh Language.</p> |
| <p>A more equal Wales People can fulfil their potential no matter what their background or circumstances</p> | <p>Positive: The Sustainable Settlement Appraisal will inform decisions regarding where development should be spatially located in both urban and rural areas to achieve a sustainable pattern of growth. This will have a positive impact on people of all ages and will assist in balancing the demography across the County and in addressing the County's affordability challenges.</p> <p>Negative: None.</p> | <p>The Sustainable Settlement Appraisal will inform the settlement hierarchy and spatial distribution of growth of the Preferred Strategy. The Preferred Strategy options will be assessed against the RLDP Objectives relating to demography which has been set in order to address the identified issues relating to creating a more equal Wales.</p> |

3. How has your proposal embedded and prioritised the sustainable governance principles in its development?

| Sustainable Development Principle | Does your proposal demonstrate you have met this principle? If yes, describe how. If not explain why. | Are there any additional actions to be taken to mitigate any negative impacts or better contribute to positive impacts? |
|---|---|---|
|  <p>Balancing short term need with long term and planning for the future</p> <p>Long Term</p> | <p>The Sustainable Settlement Appraisal will play a role in informing the RLDP Preferred Strategy which will be made available for consultation at the beginning of 2021. The Preferred Strategy will set out the Preferred Option for housing/employment growth and spatial distribution of this growth across the County, including the identified level of growth and broad locations for development for the period 2018 - 2033. .</p> | <p>The Sustainable Settlement Appraisal will inform the settlement hierarchy and spatial distribution of growth of the Preferred Strategy. The Preferred Strategy will be assessed against the RLDP Objectives in order to address the issues, challenges and opportunities facing the County. It will seek to balance the need to tackle issues facing Monmouthshire's communities such as housing affordability, our demography and community sustainability, and commuting levels with landscape protection and the climate emergency declaration.</p> |
|  <p>Working together with other partners to deliver objectives</p> <p>Collaboration</p> | <p>The Sustainable Settlement Appraisal has been informed by a range of evidence. There is no requirement for formal consultation on the appraisal, however, it will play a role in informing the spatial strategy and settlement hierarchy of the RLDP Preferred Strategy. The Preferred Strategy will be made available for statutory engagement/consultation with a wide range of internal and external stakeholders at the beginning of 2021.</p> | <p>The Sustainable Settlement Appraisal will inform the settlement hierarchy and spatial distribution of growth of the Preferred Strategy. The Preferred Strategy will be made available for statutory engagement/consultation with a wide range of internal and external stakeholders at the beginning of 2021. The consultation responses received will help shape the Deposit RLDP.</p> |

| Sustainable Development Principle | Does your proposal demonstrate you have met this principle? If yes, describe how. If not explain why. | Are there any additional actions to be taken to mitigate any negative impacts or better contribute to positive impacts? |
|--|--|--|
|  <p data-bbox="349 331 517 517">Involving those with an interest and seeking their views</p> <p data-bbox="141 555 297 580">Involvement</p> | <p data-bbox="544 256 1328 632">The Sustainable Settlement Appraisal has been informed by a range of evidence. There is no requirement for formal consultation on the appraisal, however, it will play a role in informing the spatial strategy and settlement hierarchy of the RLDP Preferred Strategy. The Preferred Strategy will be made available for statutory engagement/consultation with a wide range of internal and external stakeholders at the beginning of 2021.</p> | <p data-bbox="1350 256 2103 544">The Sustainable Settlement Appraisal will inform the settlement hierarchy and spatial distribution of growth of the Preferred Strategy. Feedback from the Preferred Strategy consultation will be noted and considered, and will help to shape the detailed proposals, site allocations and policies which will be set out in the Deposit Plan.</p> |
|  <p data-bbox="349 727 506 1024">Putting resources into preventing problems occurring or getting worse</p> <p data-bbox="152 967 293 992">Prevention</p> | <p data-bbox="544 668 1328 1078">The Sustainable Settlement Appraisal will inform the settlement hierarchy and spatial distribution of growth of the Preferred Strategy. The Preferred Strategy will set out the Preferred Option for housing/employment growth and spatial distribution of this growth across the County, including the identified level of growth and broad locations for development for the period 2018 – 2033 to address housing and employment needs, assist in ensuring a balanced demography and support sustainable, resilient communities.</p> | <p data-bbox="1350 668 2103 951">The Sustainable Settlement Appraisal will inform the settlement hierarchy and spatial distribution of growth of the Preferred Strategy. The RLDP will seek to address the issues/challenges/opportunities identified (in a land use context) and support delivery of the Council's vision for the future of the County and its communities.</p> |

| Sustainable Development Principle | Does your proposal demonstrate you have met this principle? If yes, describe how. If not explain why. | Are there any additional actions to be taken to mitigate any negative impacts or better contribute to positive impacts? |
|---|---|--|
|  <p>Considering impact on all wellbeing goals together and on other bodies</p> | <p>The Sustainable Settlement Appraisal will inform the settlement hierarchy and spatial distribution of growth of the RLDP Preferred Strategy. The Preferred Strategy will set out the Preferred Option for housing/employment growth and spatial distribution of this growth across the County, including the identified level of growth and broad locations for development for the period 2018 – 2033. The Preferred Strategy will be informed by the PSB Well-being Plan and assessed against the RLDP Objectives which seek to address the issues/challenges/opportunities identified (in a land use context) and support delivery of the Council’s vision/objectives for the future of the County and its communities. The RLDP will be subject to an Integrated Sustainability Appraisal (including Strategic Environmental Assessment (SEA), Well-being of Future Generations (WBFG), Health Impact Assessment (HIA), Equality Impact Assessment (EqIA), and Welsh Language Impact Assessment (WLIA)), whose findings will be used to inform the development of the RLDP strategy, policies and site allocations in order to ensure that the Plan will be promoting sustainable development.</p> | <p>The Sustainable Settlement Appraisal will inform the settlement hierarchy and spatial distribution of growth of the RLDP Preferred Strategy. The RLDP will be subject to an Integrated Sustainability Appraisal (including Strategic Environmental Assessment (SEA), Well-being of Future Generations (WBFG), Health Impact Assessment (HIA), Equality Impact Assessment (EqIA), and Welsh Language Impact Assessment (WLIA)), whose findings will be used to inform the development of the Replacement LDP strategy, policies and site allocations in order to ensure that the Plan will be promoting sustainable development.</p> |

4. Council has agreed the need to consider the impact its decisions has on the following important responsibilities: Social Justice, Corporate Parenting and Safeguarding. Are your proposals going to affect any of these responsibilities?

| | Describe any positive impacts your proposal has | Describe any negative impacts your proposal has | What will you do/ have you done to mitigate any negative impacts or better contribute to positive impacts? |
|---------------------|--|--|---|
| Social Justice | None | None. | N/A |
| Safeguarding | None. | .None. | N/A. |
| Corporate Parenting | None. | None. | N/A. |

5. What evidence and data has informed the development of your proposal?

An extensive range of background evidence and data has been used to prepare the Sustainable Settlement Appraisal, from a wide range of sources both internal and external to the Council. These are clearly referenced in the Appraisal, but include:

Planning Policy Wales Edition 10 (December 2018)

Development Plans Manual Edition 3 (March 2020)

South East Wales Strategic Planning Group (SEWSPG) Pathfinder Group Sustainable Settlement Appraisal Paper (SSAP) 2018

Monmouthshire Local Development Plan (February 2014)

Technical Advice Note 4 (TAN 4) – Retail and Commercial Development (2016)

Technical Advice Note 6 (TAN 6) – Planning for Sustainable Rural Communities (2010)

Technical Advices Note 18 (TAN 18) – Transport (2007)

Technical Advice Note 20 (TAN 20), Planning and the Welsh Language, 2017

Business Register and Employment Survey 2017

2011 Census

Mid-Year Population Estimates (2017)

6. SUMMARY: As a result of completing this form, what are the main positive and negative impacts of your proposal, how have they informed/changed the development of the proposal so far and what will you be doing in future?

Positive -

The Sustainable Settlement Appraisal will inform the settlement hierarchy and spatial distribution of growth of the RLDP Preferred Strategy. In the creation of sustainable places, one of the first steps is to consider the location of where any growth should go within the County. This appraisal sets out a settlement hierarchy which identifies those settlements that are most sustainable and have capacity to deliver growth.

Negative – None. There are no implications, positive or negative, for social justice, corporate parenting or safeguarding.

7. ACTIONS: As a result of completing this form are there any further actions you will be undertaking? Please detail them below, if applicable.

| What are you going to do | When are you going to do it? | Who is responsible |
|---|---|--|
| Inform the Economy and Development Select Committee of the Sustainable Settlement Appraisal, and seek Committee's feedback/comments on the Paper. | Scrutiny by Economy & Development Select Committee on 24 th July 2020. | Head of Planning, Housing and Place-Shaping Planning Policy Team |

8. VERSION CONTROL: The Equality and Future Generations Evaluation should be used at the earliest stage, such as informally within your service, and then further developed throughout the decision making process. It is important to keep a record of this process to demonstrate how you have considered and built in equality and future generations considerations wherever possible.

| Version No. | Decision making stage | Date considered | Brief description of any amendments made following consideration |
|--------------------|------------------------------|------------------------|---|
| | | | |
| | | | |
| | | | |